

# ESTEEM™ EB250

## 250 Litre Electric Boosted Hills Solar Hot Water System



### Hills Solar Hot Water Systems

Climate change due to greenhouse emissions presents an immediate and growing threat to our fragile planet. The sun provides a limitless source of free non-polluting energy every day. A Hills Solar Evacuated Tube Hot Water System can efficiently capture this free energy and provide you with up to 80% savings on your hot water heating costs. Considering Australia is one of the sunniest countries on the planet it makes sense to utilise this resource by installing a Hills Esteem™ Solar Evacuated Tube Hot Water System. Not only will you save money but you will also reduce your family's CO<sub>2</sub> emissions by up to 3 tonnes per year.

**Hills Evacuated Tubes have passed the AS/NZS 2712:2007 Standard Freeze Test to -15° C.**

**Hills Evacuated Tubes have passed the AS/NZS 2712:2007 Standard testing for hail resistance.**

**Hills Evacuated Tubes are manufactured from high quality Borosilicate Glass and have a 10-year warranty.**

### Electric Boosting

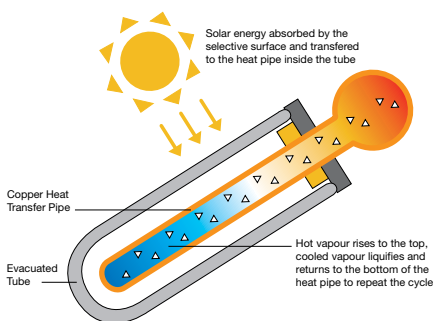
Hills Solar offer electric boosted solar systems to sustain the water at an appropriate temperature when radiant heat is low and there is cloud cover and rain. The system comes with a standard 3.6kw bottom element however, can be changed to a 4.8kw element to conform with different State regulations. Positioning of the element ensures you will have a full tank of hot water available

### Evacuated Solar Tubes

Evacuated tube technology delivers significantly better performance than traditional absorbers on the market today. Their advanced design incorporates tubes that consist of 2 layers of borosilicate glass with a vacuum layer between them. The vacuum acts like a thermos flask, retaining up to 97% of the thermal energy, resulting in an increased efficiency.

The Sun's solar energy is then transferred to the manifold via the heat pipe located in each tube. The small amount of evaporative liquid in each tube is super heated by the Sun's solar energy and forms into a vapour. The vapour rises to the top of each pipe. Heat transfer then occurs between the pipe and water passing through the manifold. The water is then transferred to the tank.

The cylindrical design of the tubes ensures effective collection of the Sun's solar energy throughout the entire day.




Hills Solar Consumer Advice Line

**1300 363 386**




[www.hillssolar.com.au](http://www.hillssolar.com.au)

250 Litre Tank	
Size in Litres (Actual)	250 (264)
Height	1620mm
Diameter	580mm
Weight Empty	53kg
Weight Full	317kg
Hot Water Outlet	1195mm
Return Flow to Tank	370mm
Cold Water Inlet	168mm
Electric Cable Entry	143mm



Warranty*	Parts	Labour
Tank	10 years	1 year
EST Collectors	10 years	1 year
Electric Booster Element	1 year	1 year
Electrical Components	1 year	1 year
Pump	1 year	1 year
Mounting Frame	10 years	1 year

\*Conditions Apply. For full details please visit [www.hillssolar.com.au](http://www.hillssolar.com.au) or view the warranty card.

Suggested Tank Size		
160 Litre# ~ Electric / Gas Boosted	~ 1 to 2 People	
250 Litre# ~ Electric / Gas Boosted	~ 3 to 4 People	
315 Litre# ~ Electric / Gas Boosted	~ 5 to 6 People	

#Suggested usage only.

## System Information

Product Description	10 Tube Collector	22 Tube Collector	30 Tube Collector
Product Code - EB (Electric Boosted)	EB-250-E-10	EB-250-E-22	EB-250-E-30
Weight including Standard Frame, Manifold & Tubes	40kg	82kg	108kg
Height of Collector (including Manifold)	2000mm	2000mm	2000mm
Width of Collector	885mm	1845mm	2485mm
Distance between Inlet and Outlet Ports	815mm	1775mm	2415mm
Surface area of Collector	1.77m <sup>2</sup>	3.69m <sup>2</sup>	4.97m <sup>2</sup>
Absorber area of Collector	0.80m <sup>2</sup>	1.76m <sup>2</sup>	2.40m <sup>2</sup>
Aperture area of Collector	0.948 m <sup>2</sup>	2.086m <sup>2</sup>	2.844m <sup>2</sup>
Water that Manifold in Collector holds	560ml	1260ml	1770ml
Weight of Low Pitched Roof Frame	6.0kg	10.5kg	11.1kg
Weight of A-Frame	7.5kg	11.5kg	12.1kg
Number of REC's for an installation per zone	10 Tube Collector	22 Tube Collector	30 Tube Collector
Zone 1 - 250L Electric Boosted	18	28	33
Zone 2 - 250L Electric Boosted	18	28	31
Zone 3 - 250L Electric Boosted	18	28	33
Zone 4 - 250L Electric Boosted	15	24	28